

Market Commentary

Overnight global action was Positive: On 11th Dec, U.S. markets up with S&P 500 +14.31 pts (+0.21%), Dow Jones up by +646.26 pts (+1.34%) and Nasdaq down by -89.05 pts (-0.35%). India VIX was down by ~3.5%. GIFT Nifty is trading up at ~26,140 (+114.00 pts, +0.5%) indicating Indian markets will open positively.

On 11th Dec, advance decline ratio on NSE was 3206: 1183 and BSE was 2397:1786 which showed positive in the overall markets.

Index Options Data Analysis:

Sensex max call OI is at 84,900 max put OI is at 84,800 with PCR of 1.1

Nifty max call OI is at 26,000 and max put OI is at 25,800 with PCR of 0.5

Bank Nifty max call OI and max put both is at 59,500 with PCR of 0.8

Securities in Ban for F&O Trade for 12th – Dec -2025:

SAMMAANCAP, BANDHANBNK

Sectors in Focus:

Midsmall IT & Telecom : Nifty Midsmall IT & Telecom up by +1.92% with **IDEA (+5.04%)**, **PERSISTENT (+3.18%)**, and **TATAELEXI (+3.02%)** Among the contributors.

Midsmall Financial Services : Nifty Midsmall Financial Services index up by +1.18% with **NATOPHARMA (+5.36%)**, **GRANULES (+1.87%)**, and **SYNGENE (+1.66%)** Among the gainers.

Auto : Nifty Auto index up by +1.11 with **MOTHERSON (+3.21%)**, **SONACOMS (+2.68%)**, and **BHARATFORGE (+1.75%)** Among the contributors.

Metal : Nifty Metal index was up by +1.11% with **ADANIENT (+2.65%)**, **TATASTEEL (+2.57%)** and **HINDZINC (+2.02%)** among the top losers.

Media: Nifty Media index was down by -0.09% with **PFOCUS (-5.84%)**, **DBCORP (-2.21)** and **HATWAY (-1.48%)** among the top losers.

Oil & Gas : Nifty Oil & Gas index was down by -0.03 % with **CASTROLIND (-1.55%)**, **BPCL (-1.03%)** and **IOC (-0.78%)** contributing negatively to the index

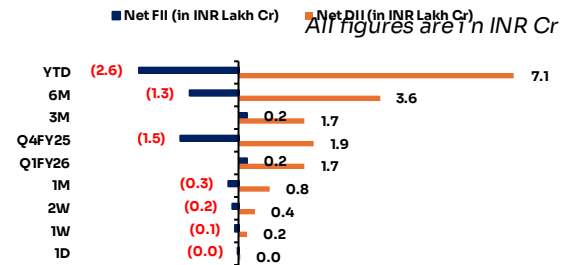
12th Dec 2025

Now listen to the daily market update



Fund Flow Activity (11th Dec 2025)

	Buy	Sell	Net
DII	13,196	9,400	3,796
FII/FPI	7,534	9,555	(2,021)



Indian Indices

	CMP	1D (%)	YTD (%)	P/E x
Gift Nifty	26,140	0.3	9.9	23.7
BSE Sensex 30	84,818	0.5	8.6	22.2
Nifty 50	25,899	0.6	9.5	23.5
India VIX	11	(3.5)	(27.1)	NA
Nifty Bank	59,210	0.4	16.4	17.4
Nifty Next 50	67,940	0.5	(0.1)	67.9
Nifty 500	23,551	0.6	5.3	22.1
NIFTY Mid 100	59,578	1.0	4.2	30.6
Nifty Small 250	16,261	0.6	(8.4)	27.4
USD/INR	90.3	0.6	5.6	
Dollar Index	97.8	(0.9)	(9.7)	
WTI Crude (\$/bbl)	57.2	(2.2)	(19.7)	
Gold (\$)	4,291	1.5	62.4	
India 10Y	6.61%	(0.8)	(2.2)	
India 2Y	5.81%	0.4	(13.2)	
India 1Y	5.56%	1.1	(16.7)	
Bank Rate	5.75%	NA	NA	

Global Markets

	CMP	1D (%)	YTD (%)	P/E x
S&P 500	6,901	0.2	17.3	29.9
Dow Jones	48,704	1.3	14.5	23.5
Industrial Average				
Nasdaq 100	25,687	(0.4)	22.3	42.2
FTSE 100	9,703	0.5	18.7	15.3
CAC 40	8,086	0.8	9.6	15.0
DAX	24,295	0.7	22.0	14.0
Nikkei 225	50,775	1.2	27.2	27.1
Hang Seng	25,531	(0.0)	27.3	12.4
Shanghai Composite	3,873	(0.7)	15.6	15.0
KOSPI	4,134	0.3	71.8	15.0
S&P/ASX 200	8,670	0.9	6.3	18.0

Stocks in the News

- HDFC Bank Limited (CMP: 997, MCap: 15,34,021, Sector: Bank - Private, Valuation: 1.37x FY26 PBV)**
HDFC Bank disclosed key senior management personnel changes to strengthen leadership across operations. Appointments target enhanced risk management and digital banking execution post-merger integration. Strategic realignment positions the lender competitively in private banking growth corridors.
News Source: [HDFC Bank](#)
- CG Power and Industrial Solutions Limited (CMP: 661, MCap: 1,04,127, Sector: Capital Goods - Electric Equipment, Valuation: 55.94x FY26 EV/EBITDA)**
CG Power allotted 40,000 equity shares under ESOP scheme to reward high-performing employees. Talent retention initiative aligns interests amid surging power sector infrastructure demand. Employee ownership enhances long-term commitment to industrial solutions expansion.
News Source: [CG Power](#)
- Adani Enterprises Limited (CMP: 2,219, MCap: 2,86,820, Sector: Trading, Valuation: 45.83x FY26 PE)**
Adani Enterprises completed rights issue allotment of partly paid-up equity shares successfully. Capital strengthening supports aggressive expansion in airports, green energy, and infra projects. Equity infusion provides execution firepower across diversified growth verticals.
News Source: [Adani Enterprises](#)
- Rama Steel Tubes Limited (CMP: 10, MCap: 1,620, Sector: Iron - Steel - Steel Iron Products, Valuation: 70.31x TTM EV/EBITDA)**
Rama Steel approved 100% acquisition of UAE's Automech Group via share purchase agreement. Entry into high-margin fabrication unlocks Middle East engineering market opportunities. Cross-border diversification mitigates domestic steel cycle volatility effectively.
News Source: [Rama Steel](#)

Derivatives Position (Combined#)

Stock	% Chg OI	%Chg LTP
Long		
ADANIGREEN	8.7	3.5
PPLPHARMA	6.7	0.7
HINDUNILVR	6.3	0.2
POLYCAB	6.2	1.3
MOTHERSON	5.6	3.1
Short		
LTF	5.0	(0.7)
CHOLAFIN	3.1	(0.9)
MUTHOOTFIN	3.1	0.3
ZYDUSLIFE	2.5	(0.1)
ICICIBANK	2.2	(0.2)
Long Unwinding		
AUBANK	(3.5)	(1.6)
ABCAPITAL	(1.3)	(1.2)
SUPREMEIND	(1.3)	(2.5)
HINDPETRO	(1.1)	(0.5)
AXISBANK	(0.5)	(0.3)
Short Unwinding		
NUVAMA	(5.1)	3.5
KEI	(4.3)	3.2
OFSS	(3.9)	2.1
HFCL	(3.9)	0.3
BDL	(3.9)	1.5

Sectoral Indices

	CMP	1D (%)	YTD (%)	P/E(x)
Nifty Auto	27,661	1.1	21.1	22.8
Nifty IT	38,097	0.8	(12.1)	29.7
Nifty Fin Ser	27,562	0.6	17.2	18.0
Nifty Pharma	22,783	1.0	(2.7)	37.5
Nifty Services	33,620	0.5	7.0	37.0
Nifty Cons Dur	36,302	1.0	(13.2)	49.2
Nifty PSE	9,496	0.1	(0.4)	10.0
Nifty FMCG	54,620	0.2	(3.8)	37.6
Nifty Pvt Bank	28,674	0.7	15.7	10.7
Nifty PSU Bank	8,235	0.5	25.9	13.5
Nifty India Cons	12,140	0.5	6.8	42.9
Nifty Realty	873	0.8	(17.0)	38.0
Nifty Infra	9,440	0.4	11.5	21.9
Nifty Energy	34,752	0.3	(1.2)	11.0
Nifty Healthcare	14,715	0.9	(1.6)	35.2
Nifty India Mfg	15,073	0.9	9.1	28.1
Nifty Media	1,411	(0.1)	(22.4)	20.2
Nifty Metal	10,267	1.1	18.7	18.4
Nifty Oil & Gas	11,797	(0.0)	9.8	18.1
Nifty Comm	9,116	0.7	12.3	76.0

5. Poonawalla Fincorp Limited (CMP: 464, MCap: 37,667, Sector: Finance - NBFC, Valuation: 4.27x FY26 PBV)

Poonawalla Fincorp provided business updates on gold loan AUM acceleration. Digital lending platforms and geographic expansion drive scale efficiencies. Risk-adjusted portfolio growth maintains regulatory compliance standards.

News Source: [Poonawalla](#)

6. Varroc Engineering Limited (CMP: 680, MCap: 11,000, Sector: Automobile Ancillaries - Auto Ancillary, Valuation: 22.4x FY26 EV/EBITDA)

Varroc Engineering scheduled investor meets on EV component supply ramp-up. Two-wheeler electrification and global OEM contracts boost export outlook. Capacity utilization gains support operating leverage expansion.

News Source: [Varroc](#)

7. Mahindra & Mahindra Limited (CMP: 3,671, MCap: 4,56,549, Sector: Automobile - Passenger Cars, Valuation: 25.96x FY26 PE)

M&M executed ESOP share transfers from employee trust to grantees. SUV leadership and EV transition supported by talent retention focus.

Governance transparency through consistent disclosure practices.

News Source: [M&M](#)

8. Sky Gold and Diamonds Limited (CMP: 280, MCap: 1,100, Sector: Diamond Jewellery, Valuation: 15.8x FY26 PE)

Sky Gold subsidiary acquired 51% stake in Shri Rishabh Gold partnership.

Jewellery manufacturing capacity expansion accelerates supply chain control.

Organized retail alliances drive competitive scale advantages.

News Source: [Sky Gold](#)

more news related item, refer to News **Section**

Commodities

	CMP	1D (%)	YTD (%)
Gold (INR/10gm)	1,32,469	2.6	0.3
Silver (INR/Kg)	1,98,942	5.4	108.5
Brent Crude Oil (\$/bbl)	61.3	1.6	(16.4)
WTI Crude Oil (\$/bbl)	57.7	0.3	(17.9)
Natural Gas (INR/MMBTU)	381.1	(9.3)	9.3
Copper (INR/Kg)	1,111	2.4	25.8

Currency

	CMP	1D	YTD
USD/INR	90.2	0.1	3.6
EUR/INR	105.5	(0.1)	14.5
GBP/INR	120.8	(0.1)	7.5
JPY/INR	0.6	0.1	5.4
EUR/USD	1.2	(0.1)	13.2

Securities Lending & Borrowing Scheme (SLBS)

Stock

VOLTAS	1,355.0	1,339.8	1.1
BANDHANBNK	145.1	144.0	0.8
IOC	161.8	160.7	0.7
RVNL	312.0	309.9	0.7
OBROIRLTY	1,640.0	1,635.1	0.3

Nifty & Bank Nifty Spot – Pivot Levels – 12/12/2025

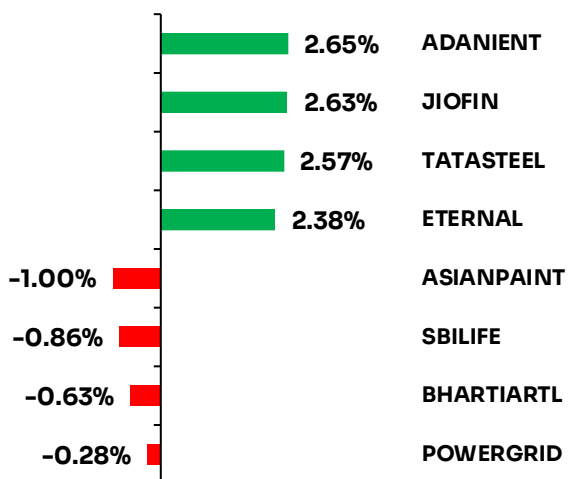
	Closing	Support			Resistance		
		1	2	3	1	2	3
Nifty	25898	25753	25608	25524	25982	26066	26211
Bank Nifty	59209	58869	58530	58256	59483	59758	60097

Global Macro Events (12th Dec 2025)

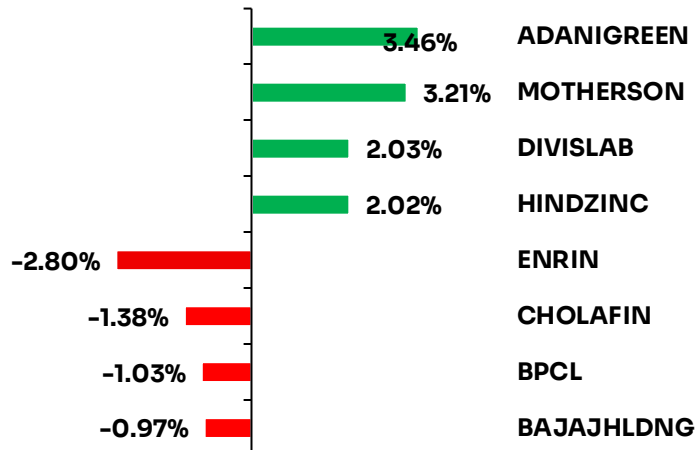
Event	Previous	Forecasted
India		
Inflation Rate YoY NOV	0.0025	0.006
Inflation Rate MoM NOV	0.0015	0.002
Bank Loan Growth YoY NOV/28	0.114	
Deposit Growth YoY NOV/28	0.102	
Foreign Exchange Reserves DEC/05	\$686.23B	
United States		
Fed Balance Sheet DEC/10	\$6.54T	
Fed Paulson Speech		
Fed Hammack Speech		
Fed Goolsbee Speech		
Baker Hughes Oil Rig Count DEC/12	413.00	
Baker Hughes Total Rigs Count DEC/12	549.00	
Japan		
3-Month Bill Auction	0.01	
Capacity Utilization MoM OCT	0.03	0.01
Industrial Production MoM Final OCT	0.03	0.01
Industrial Production YoY Final OCT	0.04	0.02
China		
New Yuan Loans NOV	CNY220B	CNY450.0B
M2 Money Supply YoY NOV	0.082	0.075
Outstanding Loan Growth YoY NOV	0.065	0.063
Total Social Financing NOV	CNY810B	CNY1650.0B
Great Britain		
GDP MoM OCT	0.00	0.00
GDP 3-Month Avg OCT	0.00	0.00
Goods Trade Balance OCT	£-18.88B	£-19.0B
Goods Trade Balance Non-EU OCT	£-6.82B	£-6.6B
Industrial Production MoM OCT	-0.02	0.01
Manufacturing Production MoM OCT	-0.02	0.01
Balance of Trade OCT	£-1.094B	£-1.9B
Construction Output YoY OCT	0.01	0.02
GDP YoY OCT	0.01	0.01
Industrial Production YoY OCT	-0.03	-0.01
Manufacturing Production YoY OCT	-0.022	-0.012
NIESR Monthly GDP Tracker NOV	0	0.001
Germany		
Harmonised Inflation Rate MoM Final NOV	0.00	-0.01
Harmonised Inflation Rate YoY Final NOV	0.02	0.03
Inflation Rate MoM Final NOV	0.003	-0.002
Inflation Rate YoY Final NOV	0.023	0.023
Current Account OCT	€18.6B	€14.4B

Top Gainers and Loser

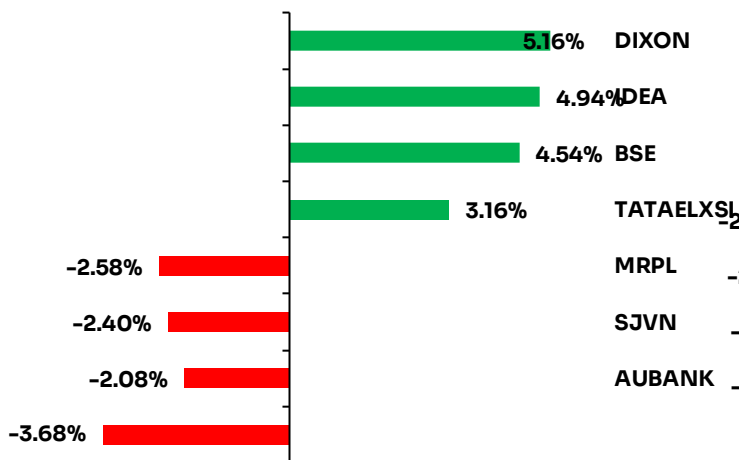
Nifty 50



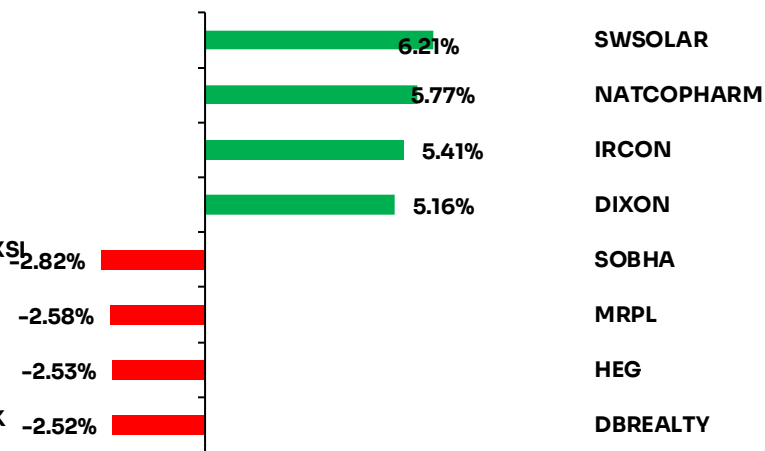
Nifty Next 50








Nifty 200








Nifty 500



52 W High

Stock	LTP	New 52W/H price	Prev.High	Prev. High Date
EICHERMOT	7235 	7328.5	7294	10-Dec-25
CUMMINSIND	4520 	4588.3	4574	02-Dec-25
MOTHERSON	120.01 	120.16	119.6	02-Dec-25
IDEA	11.26 	11.31	11.08	14-Nov-25
SETFGOLD	110.24 	112.27	112.23	21-Oct-25

52 W Low

Stock	LTP	New 52W/H price	Prev.High	Prev. High Date
TRENT	4060.6 	3930.1	3988	09-Dec-25
TMPV	346.95 	341.4	341.7	09-Dec-25
DIXON	12964 	12130	12202.2	07-Apr-25
PAGEIND	37095 	36575	36610	10-Dec-25
PPLPHARMA	172.1 	169.58	170.1	10-Dec-25

Volume Shockers

Stocks	LTP	Volume	Avg Volume	% chg in Vol
DCM Shriram	1,274	7,040	39,072	185%
Kaynes Tech	4,042	23,770	2,15,216	50%
Adani Green Ene	1,019	59,27,384	4,80,592	12%
Krishna Inst.	658	6,45,005	59,456	11%
Latent View	489	23,47,188	3,09,425	8%
Ircon Internati	158	1,18,14,488	17,72,202	7%
Sterling Wilson	215	97,500	5,81,779	6%
Anand Rathi	2,885	4,29,405	73,785	6%
Natco Pharma	918	64,00,043	11,14,122	6%
Hitachi Energy	19,230	29,40,809	21,966	5%
Netweb	3,154	7,01,368	1,63,390	4%

Bulk Deals

Stock	Client Name	Action	Quantity Traded	Weighted Avg Price
ADANIGREEN	QUANT MUTUAL FUND	BUY	12371134	970
ADANIGREEN	TOTALENERGIES RENEWABLES INDIAN OCEAN LTD	SELL	28640138	970
AEQUS	IRAGE BROKING SERVICES LLP	BUY	2596668	146.11
AEQUS	IRAGE BROKING SERVICES LLP	SELL	3455412	146.41
AEQUS	JUNOMONETA FINSOL PRIVATE LIMITED	SELL	7898489	146.51
AEQUS	JUNOMONETA FINSOL PRIVATE LIMITED	BUY	7919123	146.42
AEQUS	SMALLCAP WORLD FUND INC	BUY	10719655	142.48
AURIGROW	MEET RAJENDRAKUMAR PATEL	SELL	17600000	0.72
AURIGROW	MEET RAJENDRAKUMAR PATEL	BUY	17600000	0.71
AURIGROW	NEO APEX SHARE BROKING SERVICES LLP	SELL	11355000	0.72
AURIGROW	NEO APEX SHARE BROKING SERVICES LLP	BUY	11355000	0.72
BLSE	KURJIBHAI PREMJBHAI RUPARELIYA	BUY	600000	209.08
CSLFINANCE	KAMAL VISARIA	SELL	168818	294
CSLFINANCE	VISARIA SECURITIES PVT LTD.	BUY	168869	294
ECOLINE	MANISH KIRITKUMAR SHAH (HUF)	SELL	298000	142
ECOLINE	OWN INFRACON PRIVATE LIMITED	BUY	141000	142
ELLEN	SARAVANA STOCKS INVT. P LTD.	BUY	1525000	350.55
ELLEN	SSPL SECURITIES PRIVATE LIMITED	SELL	1525000	350.55
EXCELSOFT	ALGOQUANT FINTECH LIMITED	BUY	969474	100.09
EXCELSOFT	ALGOQUANT FINTECH LIMITED	SELL	969474	100.17
EXCELSOFT	HRTI PRIVATE LIMITED	SELL	1147283	100.12
EXCELSOFT	HRTI PRIVATE LIMITED	BUY	1468949	100.41
EXCELSOFT	IRAGE BROKING SERVICES LLP	SELL	766232	99.59
EXCELSOFT	IRAGE BROKING SERVICES LLP	BUY	907450	100.28
EXCELSOFT	JUMP TRADING FINANCIAL INDIA PRIVATE LIMITED	BUY	2505609	100.24
EXCELSOFT	JUMP TRADING FINANCIAL INDIA PRIVATE LIMITED	SELL	2505609	100.21
EXCELSOFT	JUNOMONETA FINSOL PRIVATE LIMITED	SELL	3761349	100.29
EXCELSOFT	JUNOMONETA FINSOL PRIVATE LIMITED	BUY	3788459	100.24
EXCELSOFT	MATHISYS ADVISORS LLP	SELL	2844742	100.09
EXCELSOFT	MATHISYS ADVISORS LLP	BUY	2856067	100.21
EXCELSOFT	MICROCURVES TRADING PRIVATE LIMITED	SELL	1183421	100.48

Stock	Client Name	Action	Quantity Traded	Weighted Avg Price
EXCELSOFT	MICROCURVES TRADING PRIVATE LIMITED	BUY	1183421	100.39
EXCELSOFT	MUSIGMA SECURITIES	SELL	1147071	100.32
EXCELSOFT	MUSIGMA SECURITIES	BUY	1147071	100.29
EXCELSOFT	NK SECURITIES RESEARCH PRIVATE LIMITED	BUY	978330	100.11
EXCELSOFT	NK SECURITIES RESEARCH PRIVATE LIMITED	SELL	978556	100.16
EXCELSOFT	QE SECURITIES LLP	BUY	2034901	100.54
EXCELSOFT	QE SECURITIES LLP	SELL	2075251	99.77
FABTECH	ARIHANT CAPITAL MARKETS LIMITED	SELL	370946	250.63
FABTECH	ARIHANT CAPITAL MARKETS LIMITED	BUY	701655	246.56
FRESHARA	APARNA SAMIR THAKKER	SELL	147000	162
FRESHARA	RITU BAPNA	BUY	150000	162
GLOBE	L7 HITECH PRIVATE LIMITED	SELL	141693	2.42
GLOBE	L7 HITECH PRIVATE LIMITED	BUY	2541693	2.4
HIKAL	HRTI PRIVATE LIMITED	SELL	1675248	251.03
HIKAL	HRTI PRIVATE LIMITED	BUY	1732055	251.06
KAYNES	GRAVITON RESEARCH CAPITAL LLP	BUY	684078	4269.91
KAYNES	GRAVITON RESEARCH CAPITAL LLP	SELL	686578	4277.35
KAYNES	HRTI PRIVATE LIMITED	BUY	702101	4082.64
KAYNES	HRTI PRIVATE LIMITED	SELL	826445	4095.04
KAYNES	JUMP TRADING FINANCIAL INDIA PRIVATE LIMITED	BUY	833567	4113.64
KAYNES	JUMP TRADING FINANCIAL INDIA PRIVATE LIMITED	SELL	833567	4122.82
KESORAMIND	ANKITA VISHAL SHAH	SELL	3165213	8.47
KESORAMIND	ANKITA VISHAL SHAH	BUY	4065213	8.47
KSR	ANSHUL SAIGAL	SELL	149000	22.45
LLOYDSENT	F3 ADVISORS PRIVATE LIMITED	SELL	547435	56.07
LLOYDSENT	F3 ADVISORS PRIVATE LIMITED	BUY	15547435	56.84
LLOYDSENT	IRAGE BROKING SERVICES LLP	BUY	73180	56.55
LLOYDSENT	IRAGE BROKING SERVICES LLP	SELL	11624051	56.84
MAGSON	ZAKI ABBAS NASSER	SELL	85000	109.58
MARKOLINES	VISTAAR TRADING SERVICE PRIVATE LIMITED	BUY	87834	161.43

Stock	Client Name	Action	Quantity Traded	Weighted Avg Price
MARKOLINES	VISTAAR TRADING SERVICE PRIVATE LIMITED	SELL	119789	162
SCPL	ZAKI ABBAS NASSER	SELL	80000	265.11
SHRIKANHA	ALACRITY SECURITIES LTD	BUY	100800	88
SUNTECH	BRN COMMODITIES & TRADING CO. PVT. LTD	BUY	115200	40.12
SUNTECH	MILI CONSULTANTS & INV. P. LTD	SELL	107200	40.14
VCL	NEO APEX VENTURE LLP	BUY	1000000	2.54
VCL	NEO APEX VENTURE LLP	SELL	2150000	2.66
VENKEYS	IRAGE BROKING SERVICES LLP	SELL	128347	1565.07
VENKEYS	IRAGE BROKING SERVICES LLP	BUY	150358	1569.34
VENKEYS	JUNOMONETA FINSOL PRIVATE LIMITED	SELL	80249	1563.06
VENKEYS	JUNOMONETA FINSOL PRIVATE LIMITED	BUY	80551	1561.7
VENKEYS	MUSIGMA SECURITIES	BUY	111258	1557.68
VENKEYS	MUSIGMA SECURITIES	SELL	111258	1559.56
VENKEYS	NK SECURITIES RESEARCH PRIVATE LIMITED	BUY	219885	1566.79
VENKEYS	NK SECURITIES RESEARCH PRIVATE LIMITED	SELL	219885	1567.75
VENKEYS	PACE STOCK BROKING SERVICES PVT LTD	BUY	110672	1562.78
VENKEYS	PACE STOCK BROKING SERVICES PVT LTD	SELL	110672	1564.11
VENKEYS	QE SECURITIES LLP	SELL	76360	1557.12
VENKEYS	QE SECURITIES LLP	BUY	76938	1549.58
VENKEYS	SILVERLEAF CAPITAL SERVICES PRIVATE LIMITED	SELL	140317	1557.02
VENKEYS	SILVERLEAF CAPITAL SERVICES PRIVATE LIMITED	BUY	140317	1556.5
VIDYAWIRES	ABUNDANTIA CAPITAL VCC - ABUNDANTIA CAPITAL III	SELL	1066112	52
VIDYAWIRES	CITIGROUP GLOBAL MARKETS MAURITIUS PRIVATE LIMITED	SELL	2495000	54.47
VIDYAWIRES	EQUISM CAPITAL PRIVATE LIMITED	SELL	1340437	54.65
VIDYAWIRES	EQUISM CAPITAL PRIVATE LIMITED	BUY	1340437	54.79
VIDYAWIRES	GRT STRATEGIC VENTURES LLP	BUY	4617414	56.13
VIDYAWIRES	GRT STRATEGIC VENTURES LLP	SELL	4617414	56.15
VIDYAWIRES	IRAGE BROKING SERVICES LLP	BUY	2119598	55.8
VIDYAWIRES	IRAGE BROKING SERVICES LLP	SELL	2407403	55.52
VIDYAWIRES	JUNOMONETA FINSOL PRIVATE LIMITED	SELL	4867685	55.71
VIDYAWIRES	JUNOMONETA FINSOL PRIVATE LIMITED	BUY	4908047	55.64

Stock	Client Name	Action	Quantity Traded	Weighted Avg Price
VIDYAWIRES	NK SECURITIES RESEARCH PRIVATE LIMITED	SELL	1461381	55.31
VIDYAWIRES	NK SECURITIES RESEARCH PRIVATE LIMITED	BUY	1461381	55.28
VIDYAWIRES	PURE BROKING PRIVATE LIMITED	SELL	3858780	56.53
VIDYAWIRES	PURE BROKING PRIVATE LIMITED	BUY	3866764	56.47
AEQUS	JUNOMONETA FINSOL PRIVATE LIMITED	BUY	3597213	155.14
AEQUS	JUNOMONETA FINSOL PRIVATE LIMITED	SELL	3597213	155.19
ARKADE	JAINAM BROKING LIMITED	BUY	261835	148.09
ARKADE	JAINAM BROKING LIMITED	SELL	1556042	150.79
CSSL	GIRIJADHAVA VYAPAAR PRIVATE LIMITED	SELL	250000	107.11
ECOLINE	MANSI SHARE AND STOCK BROKING PRIVATE LIMITED	SELL	177000	141
EXCELSOFT	JUNOMONETA FINSOL PRIVATE LIMITED	BUY	621626	97.55
EXCELSOFT	JUNOMONETA FINSOL PRIVATE LIMITED	SELL	621626	97.59
FABTECH	ARIHANT CAPITAL MARKETS LIMITED	BUY	36399	248.64
FABTECH	ARIHANT CAPITAL MARKETS LIMITED	SELL	243124	246.99
GPECO	AVARJIT SINGH BIRGHI	SELL	82200	441.85
GPECO	AVARJIT SINGH BIRGHI HUF	BUY	82200	441.99
KAYNES	GRAVITON RESEARCH CAPITAL LLP	BUY	679717	3980.01
KAYNES	GRAVITON RESEARCH CAPITAL LLP	SELL	679717	3983.08
KAYNES	HRTI PRIVATE LIMITED	BUY	648186	4012.69
KAYNES	HRTI PRIVATE LIMITED	SELL	680263	4008.93
KAYNES	JUMP TRADING FINANCIAL INDIA PRIVATE LIMITED	BUY	687825	4011.01
KAYNES	JUMP TRADING FINANCIAL INDIA PRIVATE LIMITED	SELL	687825	4008.38
LLOYDPP	SEEMA JAIN	SELL	1400000	36.43
MACOBSTECH	ACME CAPITAL MARKET LIMITED	BUY	2400	209

Stock	Client Name	Action	Quantity Traded	Weighted Avg Price
MACOBSTECH	ACME CAPITAL MARKET LIMITED	SELL	74400	215.18
MAGSON	ZAKI ABBAS NASSER	SELL	55000	110.16
MARKOLINES	VISTAAR TRADING SERVICE PRIVATE LIMITED	SELL	81446	164.17
MARKOLINES	VISTAAR TRADING SERVICE PRIVATE LIMITED	BUY	118001	163.3
NEOGEN	ALPHAGREP SECURITIES PRIVATE LIMITED	SELL	455342	1099.4
NEOGEN	ALPHAGREP SECURITIES PRIVATE LIMITED	BUY	455342	1098.8
NEOGEN	HRTI PRIVATE LIMITED	BUY	169232	1092.78
NEOGEN	HRTI PRIVATE LIMITED	SELL	172884	1095.26
NEOGEN	IRAGE BROKING SERVICES LLP	BUY	140071	1100.82
NEOGEN	IRAGE BROKING SERVICES LLP	SELL	161352	1097.22
NEOGEN	JUMP TRADING FINANCIAL INDIA PRIVATE LIMITED	BUY	165672	1107.09
NEOGEN	JUMP TRADING FINANCIAL INDIA PRIVATE LIMITED	SELL	165672	1106.89
NEOGEN	JUNOMONETA FINSOL PRIVATE LIMITED	SELL	232753	1100.85
NEOGEN	JUNOMONETA FINSOL PRIVATE LIMITED	BUY	233099	1100.47
NEOGEN	MICROCURVES TRADING PRIVATE LIMITED	BUY	190728	1100.57
NEOGEN	MICROCURVES TRADING PRIVATE LIMITED	SELL	190728	1100.96
NEOGEN	MUSIGMA SECURITIES	BUY	181690	1103.19
NEOGEN	MUSIGMA SECURITIES	SELL	184345	1103.52
NEOGEN	QE SECURITIES LLP	SELL	243782	1101.27
NEOGEN	QE SECURITIES LLP	BUY	247954	1101.55
NIKITA	V N P ELECTRICALS PVT LTD	BUY	165600	150
PRAMARA	SHAH RAJESH KANJI	SELL	55000	351.62
PRAMARA	SHAH RAJESH KANJI	BUY	72500	354.26
RATNAVEER	ANANT WEALTH CONSULTANTS PRIVATE LIMITED	BUY	14717	154.69
RATNAVEER	ANANT WEALTH CONSULTANTS PRIVATE LIMITED	SELL	465794	155.04
RATNAVEER	ARIHANT CAPITAL MARKETS LIMITED	BUY	354636	156.53
RATNAVEER	ARIHANT CAPITAL MARKETS LIMITED	SELL	449772	157.39
RATNAVEER	BNP PARIBAS FINANCIAL MARKETS	SELL	397009	155.87
RATNAVEER	CHUNGATH KARUNAKARAN PADMA KUMAR	BUY	1273000	157
RICOAUTO	ALGOQUANT FINTECH LIMITED	BUY	1648079	113.7

Stock	Client Name	Action	Quantity Traded	Weighted Avg Price
RICOAUTO	ALGOQUANT FINTECH LIMITED	SELL	1648508	113.61
RICOAUTO	HRTI PRIVATE LIMITED	SELL	2690292	112.84
RICOAUTO	HRTI PRIVATE LIMITED	BUY	2729398	112.19
RICOAUTO	JUMP TRADING FINANCIAL INDIA PRIVATE LIMITED	BUY	693063	114.19
RICOAUTO	JUMP TRADING FINANCIAL INDIA PRIVATE LIMITED	SELL	693063	114.39
RICOAUTO	JUNOMONETA FINSOL PRIVATE LIMITED	BUY	2094328	113.19
RICOAUTO	JUNOMONETA FINSOL PRIVATE LIMITED	SELL	2101700	113.28
RICOAUTO	MATHISYS ADVISORS LLP	SELL	1128448	112.12
RICOAUTO	MATHISYS ADVISORS LLP	BUY	1135445	112.32
RICOAUTO	MUSIGMA SECURITIES	SELL	1193707	113.35
RICOAUTO	MUSIGMA SECURITIES	BUY	1193707	113.25
RICOAUTO	NK SECURITIES RESEARCH PRIVATE LIMITED	SELL	1069077	114.98
RICOAUTO	NK SECURITIES RESEARCH PRIVATE LIMITED	BUY	1069077	114.91
RICOAUTO	PUMA SECURITIES	BUY	821543	114.28
RICOAUTO	PUMA SECURITIES	SELL	821543	114.48
RICOAUTO	QE SECURITIES LLP	BUY	1309780	112.65
RICOAUTO	QE SECURITIES LLP	SELL	1309780	112.59
SHAKTIPUMP	GRAVITON RESEARCH CAPITAL LLP	BUY	712867	602.41
SHAKTIPUMP	GRAVITON RESEARCH CAPITAL LLP	SELL	712957	603.01
SHAKTIPUMP	JUNOMONETA FINSOL PRIVATE LIMITED	SELL	827676	621.79
SHAKTIPUMP	JUNOMONETA FINSOL PRIVATE LIMITED	BUY	827707	621.45
SHAKTIPUMP	NK SECURITIES RESEARCH PRIVATE LIMITED	SELL	659150	628.12
SHAKTIPUMP	NK SECURITIES RESEARCH PRIVATE LIMITED	BUY	659150	627.84
UFLEX	FIRST WATER FUND	BUY	545000	460
UFLEX	K2 FAMILY PRIVATE TRUST	SELL	545000	460
VIDYAWIRES	JUNOMONETA FINSOL PRIVATE LIMITED	SELL	1466238	54.02
VIDYAWIRES	JUNOMONETA FINSOL PRIVATE LIMITED	BUY	1467599	53.97
VIDYAWIRES	MATHISYS ADVISORS LLP	SELL	2045054	54.13
VIDYAWIRES	MATHISYS ADVISORS LLP	BUY	2045054	54.06

Block Deals

Stock	Client Name	Action	Quantity Traded	Weighted Avg Price
ADANIGREEN	AMITY HOLDINGS PRIVATE LIMITED	BUY	30,82,500	970
ADANIGREEN	AUTHUM INVESTMENT & INFRASTRUCTURE LIMITED	BUY	15,98,000	970
ADANIGREEN	BNP PARIBAS FINANCIAL MARKETS	BUY	15,49,999	970
ADANIGREEN	COHESION MK BEST IDEAS SUB-TRUST	BUY	12,89,000	970
ADANIGREEN	EDELWEISS MUTUAL FUND	BUY	10,30,927	970
ADANIGREEN	FOUR DIMENSIONS SECURITIES (INDIA) LTD.	BUY	15,46,400	970
ADANIGREEN	GEECEE VENTURES LIMITED	BUY	2,57,800	970
ADANIGREEN	MC JAIN INFOSERVICES PRIVATE LIMITED	BUY	2,57,800	970
ADANIGREEN	PARESH MOHANLAL PAREKH	BUY	6,44,000	970
ADANIGREEN	PARSHVA TRADING	BUY	3,60,200	970
ADANIGREEN	QUANT MUTUAL FUND	BUY	1,23,71,134	970
ADANIGREEN	SANATAN FINANCIAL ADVISORY SERVICES PRIVATE LIMITED	BUY	18,05,000	970
ADANIGREEN	SHRUTI GAGAN CHATURVEDI	BUY	2,58,000	970
ADANIGREEN	TOTALENERGIES RENEWABLES INDIAN OCEAN LTD	SELL	2,86,40,138	970
ADANIGREEN	URUDAVAN INVESTMENT AND TRADING PVT. LTD.	BUY	5,67,000	970
ADANIGREEN	VANGUARD EMERGING MARKETS SHARES INDEX FUND	BUY	10,18,378	970
ADANIGREEN	VIJAY MOHANLAL PAREKH	BUY	6,44,000	970
ADANIGREEN	VISARIA FAMILY TRUST	BUY	3,60,000	970
EICHERMOT	PI OPPORTUNITIES AIF V LLP	BUY	1,37,665	7250
EICHERMOT	PIONEER INVESTMENT FUND	SELL	1,37,665	7250
ICICIBANK	AZIM PREMJI TRUST (API)	SELL	10,94,092	1361
ICICIBANK	PI OPPORTUNITIES AIF V LLP	BUY	10,94,092	1361
PNBHOUSING	PI OPPORTUNITIES AIF V LLP	BUY	11,29,944	885
PNBHOUSING	PIONEER INVESTMENT FUND	SELL	11,29,944	885
SBILIFE	PI OPPORTUNITIES AIF V LLP	BUY	4,99,251	2020
SBILIFE	PIONEER INVESTMENT FUND	SELL	4,99,251	2020
GALLANTT	GALLANTT INDUSTRY PRIVATE LIMITED	BUY	9,67,089	590
GALLANTT	K AND K VENTURES	SELL	9,67,089	590
UFLEX	FIRST WATER FUND	BUY	5,45,000	460
UFLEX	K2 FAMILY PRIVATE TRUST	SELL	5,45,000	460

Insider Trading

Stocks	Name of the Acquirer/ Disposer	Action	% shareholding Prior	% shareholding Post
TANKUP	Aman Ahmed	Buy	0	0.05
TANKUP	Lalit Gupta	Sell	0.06	0.03
CHEMBOND	NIRMAL V SHAH	Buy	14.28	14.33
CHEMBOND	Nirmal V. Shah HUF	Sell	0.05	0
KRISHANA	OSTWAL PHOSCHEM (INDIA) LIMITED	Buy	67.27	67.35
GANDHAR	Gandhar Coals & Mines Private Limited	Buy	0.26	0.28
GANECOS	Ganesha Employees Welfare Trust	Sell	0.14	0.13
GANECOS	Ganesha Employees Welfare Trust	Sell	0.13	0.12
GANECOS	Mahendra Prasad Awasthi	Buy	0	0.01
ANANTRAJ	Shri Ashok Sarin Anant Raj LLP	Buy	0.43	0.44
MBAPL	OSTWAL PHOSCHEM (INDIA) LIMITED	Buy	65.22	65.23
STARTECK	Samagra Wealthmax Private Limited	Buy	0.1	0.2
SENCO	Joita Sen	Buy	0.87	0.87
SENCO	Suvankar Sen	Buy	14.55	14.56
	Jai Hanuman Shri Siddhivinayak Trust (Trustee- Mr. Suvankar			
SENCO	Sen & Mrs. Joita Sen)	Buy	41.43	41.46
STARCEMENT	Prem Kumar Bhajanka	Buy	10.21	10.21
SESHAPAPER	DHANASHREE INVESTMENTS PRIVATE LIMITED	Buy	4.7	4.72
SGLTL	NAGESWARA RAO KANDULA	Buy	3.45	3.45
	M/s Standard Holdings represented by its partners Kandula			
SGLTL	Krishna Veni and Kandula Ramakrishna	Buy	2.27	2.27
	M/s Standard Holdings represented by its partners Kandula			
SGLTL	Krishna Veni and Kandula Ramakrishna	Buy	2.28	2.28
	M/s Standard Holdings represented by its partners Kandula			
SGLTL	Krishna Veni and Kandula Ramakrishna	Buy	2.27	2.28
BEWLTD	Rohan Prakash Lade	Sell	13.73	12.03
KSCL	Kaveri Employees Trust	Buy	1.13	1.15
GROWW	Govindraj Kamal	Sell	0	0
GROWW	Vikas Bansal	Sell	0.02	0.02
GROWW	Govindraj Kamal	Sell	0	0

Stocks	Name of the Acquirer/ Disposer	Action	% shareholding Prior	% shareholding Post
MAGSON	Maheshbhai Naranbhai Patel	Sell	3.54	3.5
MAGSON	Maheshbhai Naranbhai Patel	Sell	3.57	3.54
	Jaik Leasing and Commercial Investment			
MSPL	Limited	Buy	5.92	5.95
MSPL	Shree Vinay Finvest P Ltd..	Buy	2.11	2.16
MSPL	Jagran Vyapaar Pvt Ltd	Buy	6.9	7
	Sangam (India) Limited Employees Welfare			
SANGAMIND	Trust	Buy	1.47	1.47
SHREDIGCEM	Ramanujan Krishnakumar	Sell	0.09	0.07
USHAMART	PETERHOUSE INVESTMENTS LIMITED	Sell	1.23	1.13
JINDALSTEL	JINDAL CEMENT INDUSTRIES PRIVATE LIMITED	Buy	0.24	0.24
JINDALSTEL	JINDAL CEMENT INDUSTRIES PRIVATE LIMITED	Buy	0.24	0.27
JINDALSTEL	JINDAL CEMENT INDUSTRIES PRIVATE LIMITED	Buy	0.27	0.3
KANPRPLA	Jayatika Goyal	Buy	1.72	2.02
KANPRPLA	Kanika Mahadevwala	Buy	1.35	1.41
KANPRPLA	Rohit Rajpal	Buy	0.16	0.07
KANPRPLA	Raghushree Earning Solutions LLP	Buy	0.16	0.88
KANPRPLA	Manjari Agarwal	Buy	2.4	2.4
KANPRPLA	Usha Agarwal	Buy	13.62	13.43
KANPRPLA	Manoj Agarwal	Buy	11.69	11.65
KANPRPLA	Sachit Passi	Buy	0.16	0.07
KANPRPLA	Shashank Agarwal	Buy	8.81	8.94
AFFLE	Kapil Mohan Bhutani	Buy	0.02	0.03
WIPRO	Srinivasaa Honnadevipura Govindagowda	Sell	0	0
CHEMBONDCH	Nirmal V. Shah	Buy	13.61	13.62
ANONDITA	Sonia Ghosh	Buy	0	0.03
ANONDITA	Reshant Ghosh	Buy	0.1	0.23
ANONDITA	Anupam Ghosh	Buy	61.73	61.74
AKSHOPTFBR	Dr. Kailash Shantilal Choudhari	Sell	2.74	2.73
INFY	Infosys Employee Benefits Trust	Sell	0.22	0.22
LTFOODS	AAKASH JAGGIA	Sell	0	0
LTFOODS	MONIKA JAGGIA	Sell	0.05	0.05
GRAVITA	Gravita Employee Welfare Trust	Sell	1.33	1.33
DBCORP	D B Power Limited	Buy	1.21	1.22
NEWJAISA	Sharadkumar Somani	Sell	0.19	0.1
NEWJAISA	-	-	0	-

Stocks	Name of the Acquirer/ Disposer	Action	% shareholding Prior	% shareholding Post
ARISINFRA	Jitender Sharan	Buy	0	0.37
ARISINFRA	Anurhea Dutta	Buy	0	0.04
NEWJAISA	-	-	0	-
NEWJAISA	Sharadkumar Somani	Sell	0.22	0.19
NEWJAISA	Sharadkumar Somani	Sell	0.32	0.22
NEWJAISA	-	-	0	-
SASTASUNDR	BANWARI LAL MITTAL	Buy	33.69	33.73
NEWJAISA	-	Sell	0.56	0.32
NAUKRI	Anurag Nilinjoy	Sell	0	0
	Info Edge Employees Stock Option			
NAUKRI	Plan Trust	Sell	0.14	0.14
HOMESFY	Ashish Kukreja	Buy	47.26	47.37
SUNTECH	Gaurav Gupta	Buy	56.7	56.84
DEEPAKNTR	Deepak C. Mehta	Buy	16.53	16.56
DEEPAKNTR	Deepak C. Mehta	Buy	16.52	16.53
	Usha Martin Limited Employee			
USHAMART	Welfare Trust	Buy	0.1	0.1
RPTECH	Priyanka Kapal Pansari	Buy	0.14	0.17
RPTECH	Priyanka Kapal Pansari	Buy	0.14	0.14
ECLERX	Eclerx Employee Welfare Trust	Sell	1.71	1.69
COFFEEDAY	Malavika Hegde	Sell	1.02	0.98
COFFEEDAY	Malavika Hegde	Sell	0.98	0.95
COFFEEDAY	Malavika Hegde	Sell	0.95	0.83
SURYAROSNI	Cubitex Marketing Private Limited	Buy	9.03	9.05
SURYAROSNI	Cubitex Marketing Private Limited	Buy	9.05	9.05
DIVISLAB	L. Lakshmi	Buy	0	0
DIVISLAB	SUDHEER KUMAR LINGAMNENI	Sell	0	0
SYSTANGO	Bhuvan Dani	Sell	1	1
WIPRO	Norbert Josef Spinner	Buy	0	0

Stocks	Name of the Acquirer/ Disposer	Action	% shareholding Prior	% shareholding Post
WIPRO	Norbert Josef Spinner	Sell	0	0
WIPRO	Imran Ahmed	Buy	0	0
WIPRO	Imran Ahmed	Sell	0	0
WIPRO	Graziella Neuveglise	Buy	0	0
WIPRO	Graziella Neuveglise	Sell	0	0
SHREDIGCEM	Anil Singhvi	Sell	0.79	0.54
WIPRO	Ashiq Hassanali	Buy	0	0
WIPRO	Ashiq Hassanali	Sell	0	0
WIPRO	James Curzon	Buy	0	0
WIPRO	James Curzon	Sell	0	0
WIPRO	James Arnett	Buy	0	0
WIPRO	James Arnett	Sell	0	0
WIPRO	Sidharth Mishra	Buy	0	0
WIPRO	Sidharth Mishra	Sell	0	0
CYBERTECH	VISWANATH TADIMETY	Buy	14.57	14.58
WIPRO	Thomas Mueller	Sell	0	0
GANECOS	Ganesha Employees Welfare Trust	Sell	0.14	0.14
GANECOS	Ganesha Employees Welfare Trust	Sell	0.16	0.15
GANECOS	Ganesha Employees Welfare Trust	Sell	0.15	0.14
VINSYS	Kunal Vikrant Patil	Sell	3.62	2.69
JUBLFOOD	JFL Employees Welfare Trust	Sell	0.35	0.34
DMART	Sudhakar Tiwari	Sell	0	0
		Pledge		
DMART	Mahesh Sitaram Pawar	Revoke	0.03	0.03
DMART	Yasmeen Ansari	Sell	0	0
DMART	Dastgir Shaikh	Sell	0.03	0.03
HOMESFY	Ashish Kukreja	Buy	47.25	47.26
CAMPUS	Rajneesh Sharma	Buy	0	0
CAMPUS	Sanjay Chhabra	Buy	0	0.01
CAMPUS	Sanjeev Goel	Buy	0	0
CAMPUS	Chandresh Sharma	Buy	0	0

Stocks	Name of the Acquirer/ Disposer	Action	% shareholding Prior	% shareholding Post
USHAMART	Rajeev Jhawar	Buy	1.37	1.37
GOCOLORS	RAHUL SARAOGI	Pledge	18.39	18.39
JSWENERGY	JSW Energy Employees Welfare Trust	Sell	0.07	0.06
JSWENERGY	JSW Energy Employees Welfare Trust	Sell	0.06	0.06
TCI	BHORUKA SUPPLY CHAIN SOLUTIONS HOLDINGS LIMITED	Buy	44.1	44.1
GREENPANEL	Himanshu Jindal	Buy	0.01	0.01
GREENPANEL	Himanshu Jindal	Buy	0.01	0.01
SHOPERSTOP	Palm Shelter Estate Development LLP	Buy	8.15	8.16
ANANTRAJ	Shri Ashok Sarin Anant Raj LLP	Buy	0.43	0.43
APCOTEXIND	RITA ASHOK PAREKH	Sell	0.62	0.61
APCOTEXIND	JANAKI PAREKH	Buy	0.02	0.03
GROWW	Vikas Bansal	Sell	0.03	0.02
GROWW	Nishant Singh	Sell	0.01	0.01
GROWW	Govindraj Kamal	Sell	0	0
GROWW	Vikas Bansal	Sell	0.02	0.02
GROWW	Vikas Bansal	Sell	0.02	0.02
GROWW	Vikas Bansal	Sell	0.02	0.02
MEIL	Aniketa Mangal	Buy	7.93	8.05
ASTRAMICRO	Mrs. Pushpa Kabra	Buy	0	0.01
JSWSTEEL	JSW Steel Employees Welfare Trust ? JSWSL OPJ Samruddhi Plan 2021 A/c	Sell	0.2	0.2
JSWSTEEL	JSW Steel Employees Welfare Trust ? JSWSL OPJ Samruddhi Plan 2021 A/c	Sell	0.2	0.2
JSWSTEEL	JSW Steel Employees Welfare Trust ? OPJ ESOP Plan 2021 A/c	Sell	0.2	0.2
JSWSTEEL	JSW Steel Employees Welfare Trust ? JSWSL OPJ Samruddhi Plan 2021 A/c	Sell	0.2	0.2
JSWSTEEL	JSW Steel Employees Welfare Trust ? OPJ ESOP Plan 2021 A/c	Sell	0.2	0.2
JSWSTEEL	JSW Steel Employees Welfare Trust ? OPJ ESOP Plan 2021 A/c	Sell	0.2	0.2
JSWSTEEL	JSW Steel Employees Welfare Trust ? JSWSL OPJ Samruddhi Plan 2021 A/c	Sell	0.2	0.2
JSWSTEEL	JSW Steel Employees Welfare Trust ? OPJ ESOP Plan 2021 A/c	Sell	0.2	0.2
JSWSTEEL	JSW Steel Employees Welfare Trust ? JSWSL OPJ Samruddhi Plan 2021 A/c	Sell	0.2	0.2

Stocks	Name of the Acquirer/ Disposer	Action	% shareholding Prior	% shareholding Post
AMEYA	BIPIN SHIRISH PANDE	Buy	24.24	24.26
ZENSARTECH	Zensar Employees Welfare Trust	Buy	0.25	0.26
ZENSARTECH	Zensar Employees Welfare Trust	Buy	0.24	0.25
LINC	DEVANSHI JALAN	Sell	2.87	2.84
LINC	AJANTA SALES PRIVATE LIMITED	Buy	1.97	2
PRAJIND	Moriyaset Trust	Sell	3.97	0
PRAJIND	Dr Pramod Chaudhari	Buy	21.05	24.97
MEIL	Adhyan Mangal	Buy	0.09	0.12
IKS	NITHYA BALASUBRAMANIAN	Buy	0	0.02
IKS	SARANSH MUNDRA	Buy	0	0
IKS	SAMEER S CHAVAN	Buy	0	0
PATINTLOG	Ramakant K Kadam	Buy	0.03	0.04
SURAKSHA	Bipul Mittal HUF	Buy	0.03	0.03
SURAKSHA	Bipul Mittal	Buy	0.03	0.04
BAIDFIN	ADITYA BAID	Buy	2.6	2.6
BAIDFIN	TRADESWIFT DEVELOPERS PRIVATE LIMITED	Buy	2.46	3.28
BAIDFIN	ALPANA BAID	Buy	2.19	2.19
BAIDFIN	AMAN BAID	Buy	4.22	4.22
BAIDFIN	CAREWELL BUILDERS PRIVATE LIMITED	Buy	3.64	7.04
BAIDFIN	DREAM PRIME DEVELOPERS PRIVATE LIMITED	Buy	0.39	0.39
BAIDFIN	DREAM REALMART PRIVATE LIMITED	Buy	3.67	4.6
BAIDFIN	GANPATI HOLDINGS PRIVATE LIMITED	Buy	2.24	2.24
BAIDFIN	GOODFORTUNE TRADING PRIVATE LIMITED	Buy	0	1.81
BAIDFIN	MAHENDRA KUMAR BAID	Buy	4.44	4.44
BAIDFIN	NIRANJANA PROPERTIES PRIVATE LIMITED	Buy	2.41	3.1
BAIDFIN	PANNA LAL BAID	Buy	4.19	4.19
BAIDFIN	PANNA LAL BAID AND SONS HUF	Buy	0.56	0.56
BAIDFIN	REVANT TRADING PRIVATE LIMITED	Buy	0	1.81
BAIDFIN	TRADESWIFT BROKING PRIVATE LIMITED	Buy	2.17	2.17
BAIDFIN	TRADESWIFT COMMODITIES PRIVATE LIMITED	Buy	0.68	0.68
SUNTECH	Gaurav Gupta	Buy	56.6	56.7
ECLERX	Eclerx Employee Welfare Trust	Buy	1.7	1.71

Event Calendar – Corporate Action (Financial Results/ Dividend/other business matters)

Company	Purpose
ASMS	Fund Raising/Other business matters
CREST	Fund Raising
EROSMEDIA	Financial Results/Other business matters
EXCELSOFT	Financial Results
HIMATSEIDE	Fund Raising
HUDCO	Fund Raising
IOC	Dividend
JSWENERGY	Fund Raising/Other business matters
KRSNAA	Fund Raising
NDRINVIT	Other business matters
RATNAVEER	Fund Raising
SILGO	Fund Raising/Other business matters
VIPULLTD	Fund Raising

News Section

Stock News

Kotak Mahindra Bank Limited (CMP: 2,136, MCap: 4,24,698, Sector: Bank – Private, Valuation: 2.5x FY26 PBV)

Kotak Mahindra Bank announced schedule for analyst and institutional investor interactions. Q3 updates expected to cover deposit acceleration and unsecured lending trajectory. Regulatory compliance and asset quality metrics remain investor focal points.

News Source: [Kotak Bank](#)

Kfin Technologies Limited (CMP: 1,045, MCap: 17,900, Sector: Finance – Miscellaneous, Valuation: 45.2x FY26 PE)

Kfin Technologies scheduled analyst meetings highlighting registry operations momentum. Demat account surge and IPO pipeline activity drive capital market revenue growth. Technology upgrades position firm as digital transformation leader.

News Source: [Kfin Tech](#)

L&T Finance Limited (CMP: 300, MCap: 75,191, Sector: Finance – NBFC, Valuation: 2.85x TTM PBV)

L&T Finance shared analyst meet schedule covering rural finance portfolio expansion. Vehicle financing gains and asset quality improvements highlight recovery trajectory. NBFC targets market share amid favorable economic revival indicators.

News Source: [L&T Finance](#)

Brigade Enterprises Limited (CMP: 895, MCap: 21,880, Sector: Realty – Construction – Real Estate, Valuation: 13.26x FY26 EV/EBITDA)

Brigade Enterprises completed postal ballot with shareholder approval on resolutions. Capital structure optimization supports robust residential project pipeline. Commercial developments reinforce Bengaluru-centric growth strategy.

News Source: [Brigade](#)

Senores Pharmaceuticals Limited (CMP: 580, MCap: 3,200, Sector: Healthcare – Pharmaceuticals, Valuation: 28.5x FY26 PE)

Senores Pharma US subsidiary approved for Deferiprone Tablets with Dr. Reddy's. Iron chelation generics target underserved US therapy market segments. Partnership validates complex generics commercialization capabilities.

News Source: [Senores Pharma](#)

Senco Gold Limited (CMP: 1,020, MCap: 9,500, Sector: Diamond Jewellery, Valuation: 32.1x FY26 PE)

Senco Gold set December 17th investor meet post-festive season performance review. Tier-2 city expansion accelerates organized jewellery market penetration. Branded collections drive premiumization trend participation.

News Source: [Senco Gold](#)

Raymond Realty Limited (CMP: 420, MCap: 2,800, Sector: Realty, Valuation: 18.7x FY26 EV/EBITDA)

Raymond Realty presented project pipeline at analyst investor conference. Integrated township developments enhance urban land bank utilization. Debt reduction unlocks accelerated luxury housing launches.

News Source: [Raymond Realty](#)

Indian Overseas Bank (CMP: 38, MCap: 72,809, Sector: Bank – Public, Valuation: 2.13x TTM PBV)

Indian Overseas Bank revised MCLR and EBLR effective December 15th onwards. Floating rate transmission

impacts corporate and retail loan portfolios. Deposit mobilization competitiveness maintained strategically.
News Source: [IOB](#)

RBL Bank Limited (CMP: 250, MCap: 15,200, Sector: Bank – Private, Valuation: 1.45x FY26 PBV)

RBL Bank announced investor meet schedule focusing deposit franchise rebuild. SME lending growth and NPA resolution progress key discussion areas. Digital banking investments support sustainable recovery path.
News Source: [RBL Bank](#)

Bank of Baroda (CMP: 288, MCap: 1,48,987, Sector: Bank – Public, Valuation: 1.02x FY26 PBV)

Bank of Baroda subscribed to IDPIC shares enhancing digital payments role. UPI infrastructure monitoring strengthens national transaction ecosystem. PSU banks collaboration accelerates payment intelligence capabilities.
News Source: [Bank of Baroda](#)

InterGlobe Aviation Limited (CMP: 5,438, MCap: 2,10,213, Sector: Aviation – Airlines, Valuation: 10.51x FY26 EV/EBITDA)

IndiGo disclosed regulatory litigation updates alongside operations progress. Capacity expansion and international routes maintained amid legal matters. Cost leadership sustains market dominance position effectively.
News Source: [IndiGo](#)

Firstsource Solutions Limited (CMP: 351, MCap: 24,831, Sector: IT – BPO/ITeS, Valuation: 31.05x FY26 PE)

Firstsource confirmed PDC acquisition advancing towards final closure. BPM vertical expansion targets healthcare and banking client wins. Post-merger synergies enhance revenue diversification prospects.
News Source: [Firstsource](#)

Motisons Jewellers Limited (CMP: 95, MCap: 1,200, Sector: Diamond Jewellery, Valuation: 12.4x FY26 PE)

Motisons Jewellers fund-raising committee approved capital infusion plans. Wedding season inventory buildup supports retail network growth. Tier-2/3 penetration strategy accelerates organized sector shift.
News Source: [Motisons](#)

CEAT Limited (CMP: 2,850, MCap: 10,300, Sector: Automobile – Tyres, Valuation: 24.6x FY26 EV/EBITDA)

CEAT updated corporate name change alongside CSTI compliance status. Radial tyre exports and replacement market focus drive growth. Manufacturing capacity utilization improvements enhance margins.
News Source: [CEAT](#)

Piramal Pharma Limited (CMP: 181, MCap: 24,000, Sector: Healthcare – Pharmaceuticals, Valuation: 18.04x FY26 EV/EBITDA)

Piramal Pharma reported US FDA observations at Lexington manufacturing site. CDMO corrective actions prioritize regulatory standards elevation. Business continuity maintained during compliance remediation process.
News Source: [Piramal Pharma](#)

JTL Industries Limited (CMP: 240, MCap: 7,500, Sector: Iron – Steel, Valuation: 16.2x FY26 EV/EBITDA)

JTL Industries allotted 1 crore shares from RCI resolution plan execution. Steel pipe manufacturing consolidation strengthens industry positioning. Balance sheet fortification via insolvency process completion.
News Source: [JTL Industries](#)

Dynacons Systems & Solutions Limited (CMP: 1,200, MCap: 3,100, Sector: IT – Software, Valuation: 38.7x FY26 PE)

Dynacons secured major orders expanding government IT services pipeline. Digital transformation contracts

validate enterprise execution expertise. Revenue visibility enhancement supports multi-year growth trajectory.
News Source: [Dynacons](#)

Lloyds Engineering Works Limited (CMP: 65, MCap: 3,500, Sector: Capital Goods – Engineering, Valuation: 28.4x FY26 PE)

Lloyds Engineering incorporated new subsidiary to expand engineering capabilities strategically. The entity targets infrastructure projects and industrial equipment manufacturing segments. Domestic expansion strengthens order book diversification amid capex cycle upswing.

News Source: [Lloyds Engineering](#)

Thirumalai Chemicals Limited (CMP: 420, MCap: 3,400, Sector: Chemicals – Speciality, Valuation: 22.1x FY26 EV/EBITDA)

Thirumalai Chemicals' US subsidiary issued press release on business developments. TCL Specialties LLC highlighted market positioning in maleic anhydride derivatives. Global operations update signals steady demand from specialty chemical applications.

News Source: [Thirumalai Chemicals](#)

Pakka Limited (CMP: 280, MCap: 4,200, Sector: FMCG – Packaging, Valuation: 18.7x FY26 PE)

Pakka Limited received NCLT approval for first motion merger petition with Pakka Impact. Scheme consolidation enhances sustainable packaging operations efficiency. Corporate restructuring streamlines group structure for accelerated growth initiatives.

News Source: [Pakka](#)

Honasa Consumer Limited (CMP: 380, MCap: 15,100, Sector: FMCG – Personal Care, Valuation: 65.2x FY26 PE)

Honasa released updated presentation on Mamaearth's Reginald Men brand acquisition. Strategic buyout expands D2C personal care portfolio into men's grooming segment. Synergies expected from brand integration and distribution network leverage.

News Source: [Honasa](#)

ATN International Limited (CMP: 145, MCap: 1,800, Sector: Trading, Valuation: 12.3x FY26 PE)

ATN International announced key management changes impacting leadership structure. Transitions aim to enhance operational oversight in international trading activities. Governance continuity maintained through seamless succession planning execution.

News Source: [ATN International](#)

Senores Pharmaceuticals Limited (CMP: 580, MCap: 3,200, Sector: Healthcare – Pharmaceuticals, Valuation: 28.5x FY26 PE)

Senores Pharma confirmed USFDA approval for Deferiprone Tablets commercialization. Dr. Reddy's partnership accelerates iron chelation therapy market entry. Complex generics milestone validates R&D and regulatory execution capabilities.

News Source: [Senores Pharma](#)

Varroc Engineering Limited (CMP: 680, MCap: 11,000, Sector: Automobile Ancillaries – Auto Ancillary, Valuation: 22.4x FY26 EV/EBITDA)

Varroc scheduled comprehensive investor meetings on December schedules. EV component supply chain developments and OEM contract wins highlighted. Two-wheeler electrification transition positions firm for export growth.

News Source: [Varroc](#)

Senco Gold Limited (CMP: 1,020, MCap: 9,500, Sector: Diamond Jewellery, Valuation: 32.1x FY26 PE)

Senco Gold announced investor/analyst meet for December 17th discussions. Festive season performance review and regional expansion strategy focus. Organized retail shift accelerates branded jewellery market

penetration.

News Source: [Senco Gold](#)

Raymond Realty Limited (CMP: 420, MCap: 2,800, Sector: Realty, Valuation: 18.7x FY26 EV/EBITDA)

Raymond Realty presented at December 11th analyst/investor conference meeting. Integrated township pipeline and luxury housing projects showcased prominently. Debt reduction trajectory enhances project launch acceleration potential.

News Source: [Raymond Realty](#)

Piramal Pharma Limited (CMP: 181, MCap: 24,000, Sector: Healthcare - Pharmaceuticals, Valuation: 18.04x FY26 EV/EBITDA)

Piramal Pharma disclosed US FDA inspection observations at Lexington facility. CDMO site management outlined comprehensive corrective action roadmap. Regulatory compliance remediation maintains operations continuity effectively.

News Source: [Piramal Pharma](#)

Companies with Investor Presentation or Annual Report Entries

Kfin Technologies Limited

Investor presentation scheduled for analyst/institutional investors meet.

News Source: [Kfin Tech](#)

Kotak Mahindra Bank Limited

Analyst day presentation shared for investor interactions.

News Source: [Kotak Bank](#)

L&T Finance Limited

Updated investor presentation released for analyst meet.

News Source: [L&T Finance](#)

Varroc Engineering Limited

Investor presentation with analyst meet schedule announced.

News Source: [Varroc](#)

Senco Gold Limited

Presentation for earnings call and investor meet shared.

News Source: [Senco Gold](#)

Raymond Realty Limited

Analyst conference presentation disclosed post-meeting.

News Source: [Raymond Realty](#)

RBL Bank Limited

Investor presentation for scheduled investor meet released.

News Source: [RBL Bank](#)

Saksoft Limited

Analyst/investor meet presentation schedule announced.

News Source: [Saksoft](#)

Vikran Engineering Limited

Investor presentation for upcoming analyst interactions.

News Source: [Vikran](#)

Macro/Non-Stock News**RBI Fast-Tracks Digital Payments Intelligence: PSU Banks Take Lead**

State Bank of India and Bank of Baroda received regulatory nod to form Indian Digital Payment Intelligence Corporation as Section 8 entity.

The initiative targets UPI fraud monitoring and transaction analytics amid record digital payment volumes crossing 15 billion monthly.

Public sector collaboration could reshape payment ecosystem security and infrastructure resilience.

News Source: [Bank of Baroda](#)

US FDA Flags Piramal Pharma's Lexington CDMO: Compliance Challenges Ahead

Piramal Pharma disclosed observations from recent US FDA inspection at its Lexington manufacturing facility. The contract development site outlined remediation plans while affirming business continuity across operations.

Global CDMO investors monitor regulatory track record amid tightening US pharma standards.

News Source: [Piramal Pharma](#)

Indian Overseas Bank Hikes Lending Rates: MCLR Revision Signals Tightening

Indian Overseas Bank announced MCLR and EBLR upward revisions effective December 15 amid liquidity adjustments.

Public sector lender's rate transmission impacts corporate working capital and retail home loans significantly. PSU banks align with policy stance supporting inflation control measures.

News Source: [IOB](#)

Rama Steel's UAE Bet: Middle East Fabrication Entry Reshapes Steel Exports

Rama Steel Tubes board approved 100% acquisition of Automech Group Holding in Abu Dhabi Global Market. The deal marks Indian steelmaker's strategic push into high-margin engineering fabrication segments.

Cross-border expansion diversifies beyond domestic cyclicity into Gulf infrastructure boom.

News Source: [Rama Steel](#)

Senores Pharma Cracks US Iron Chelation Market with Dr. Reddy's Tie-up

Senores Pharmaceuticals' US arm secured FDA approval for Deferiprone Tablets USP in 500mg/1000mg strengths.

Dr. Reddy's Laboratories will market the iron overload therapy formulations across United States.

Complex generics milestone validates Indian pharma's niche therapy commercialization expertise.

News Source: [Senores Pharma](#)

Adani Enterprises Rights Issue Closure: ₹5,000 Cr Capital for Infra Ramp-up

Adani Enterprises completed allotment of partly paid-up equity shares pursuant to rights issue entitlements.

Fresh capital bolsters group's ambitious expansion across airports, renewables and data centers.

Equity financing maintains debt discipline amid aggressive capex execution cycle.

News Source: [Adani Enterprises](#)

Private Banks Gear Up Investor Roadshows: Q3 Guidance in Focus

Kotak Mahindra Bank, RBL Bank schedule back-to-back analyst meets amid deposit crunch concerns.

Leadership transitions at HDFC Bank signal post-merger stabilization efforts completion. Unsecured lending scrutiny and CASA ratios dominate institutional investor discussions. News Source: [Kotak Bank](#)

Brigade Enterprises Postal Ballot Success: Shareholder Backing for Growth

Brigade Enterprises secured approvals through postal ballot for capital structure optimization. Bengaluru developer's residential and office pipeline gains execution momentum. Southern realty consolidation

accelerates amid urban migration tailwinds.

News Source: [Brigade](#)

Pakka Limited NCLT Greenlight: Sustainable Packaging Merger Advances

National Company Law Tribunal approved first motion for Pakka Impact merger with parent entity.

FMCG packaging consolidation streamlines operations and ESG compliance framework.

Corporate restructuring positions firm for accelerated eco-friendly materials expansion.

News Source: [Pakka](#)

Sky Gold's Partnership Play: 51% Stake in Rishabh Gold for Scale

Sky Gold & Diamonds' subsidiary acquired controlling partnership interest in Shri Rishabh Gold. Branded jewellery manufacturing integration bolsters supply chain control. Organized retail expansion targets wedding season demand surge effectively.

News Source: [Sky Gold](#)

IndiGo Litigation Updates: Capacity Growth Amid Regulatory Scrutiny

InterGlobe Aviation disclosed ongoing litigations alongside international route expansions. Market leader maintains cost discipline through fleet modernization investments. Aviation sector recovery sustains despite legal and fuel cost headwinds.

News Source: [IndiGo](#)

Firstsource Acquisition Milestone: PDC Deal Nears Completion

Firstsource Solutions confirmed progress toward closing PDC acquisition in BPM space. Healthcare and banking vertical synergies unlock cross-selling opportunities. BPO consolidation wave accelerates amid global outsourcing demand revival.

News Source: [Firstsource](#)

Motisons Jewellers Fundraise Approval: Inventory Build for Peak Season

Motisons Jewellers' committee approved capital raise for retail network expansion. Tier-2/3 cities penetration targets organized jewellery sector shift. Wedding season positioning strengthens competitive landscape participation.

News Source: [Motisons](#)

JTL Industries Resolution Gain: 1 Cr Shares from RCI Insolvency

JTL Industries allotted 1 crore equity shares per RCI resolution plan execution. Steel pipes manufacturing consolidation enhances sectoral positioning. Insolvency framework delivers value unlocking for operational assets.

News Source: [JTL Industries](#)

Dynacons Order Wins: Government IT Pipeline Expansion

Dynacons Systems secured significant contracts boosting multi-year revenue visibility. Digital transformation mandates drive enterprise IT services demand. Midcap IT firm's execution track record attracts institutional attention.

News Source: [Dynacons](#)

Lloyds Engineering Subsidiary Launch: Infra Capex Beneficiary

Lloyds Engineering incorporated new subsidiary targeting infrastructure projects. Domestic engineering capex cycle supports order book diversification. Government spending revival creates multi-year growth runway.

News Source: [Lloyds Engineering](#)

Honasa Mamaearth Acquisition Update: Men's Grooming Entry

Honasa Consumer released Reginald Men brand acquisition presentation details. D2C personal care portfolio

diversification targets male consumer segment. Synergistic brand integrations accelerate market share gains.
News Source: [Honasa](#)

CEAT Tyre Maker Compliance Update: Name Change Processed

CEAT Limited disclosed corporate name modifications alongside CSTI filings. Radial tyre capacity ramp-up targets export and replacement markets. Auto ancillary consolidation supports margin expansion trajectory.
News Source: [CEAT](#)

Poonawalla Fincorp AUM Momentum: Gold Loan Scale-up

Poonawalla Fincorp highlighted operational milestones in gold financing. NBFC digital platform investments drive geographic expansion efficiency. Retail credit growth aligns with regulatory risk framework.
News Source: [Poonawalla](#)

Kfin Tech Analyst Meet: Demat Growth Story Continues

Kfin Technologies scheduled comprehensive investor interactions on registry ops. IPO pipeline and digital onboarding trends fuel revenue acceleration. Capital markets infrastructure play benefits from participation surge.
News Source: [Kfin Tech](#)

L&T Finance Rural Revival: Vehicle Financing Surge

L&T Finance analyst schedule covers NBFC portfolio diversification gains. Asset quality improvements signal vintage benefits materializing. Rural economy tailwinds support market share expansion strategy.
News Source: [L&T Finance](#)

Varroc EV Pivot: Two-Wheeler Component Leadership

Varroc Engineering investor meets highlight electrification supply chain role. Global OEM integrations position auto ancillary for export growth. Capacity utilization trajectory supports operating leverage gains.
News Source: [Varroc](#)

Senco Gold Festive Review: Organized Retail Momentum

Senco Gold December 17th meet to dissect regional sales performance. Branded jewellery penetration accelerates tier-2 market share. Premium collections drive consumer aspiration alignment.
News Source: [Senco Gold](#)

Raymond Realty Township Push: Debt Reduction Unlocks Growth

Raymond Realty analyst presentation showcases integrated developments pipeline. Luxury housing launches gain execution momentum post-deleveraging. Urban land monetization accelerates realty cycle participation.
News Source: [Raymond Realty](#)

RBL Bank Deposit Rebuild: Investor Focus Returns

RBL Bank schedules interactions amid granular deposit franchise gains. SME lending revival and NPA cleanup sustain recovery narrative. Digital banking investments reposition mid-private lender competitively.
News Source: [RBL Bank](#)

M&M ESOP Execution: SUV Dominance Talent Anchor

Mahindra & Mahindra transferred employee stock options to grantees. EV platform launches supported by leadership continuity focus. Auto sector governance transparency maintains investor confidence.
News Source: [M&M](#)

CG Power ESOP Allotment: Industrial Order Book Confidence

CG Power allotted 40,000 shares under employee incentive program. Power equipment demand surge validates talent retention strategy. Infrastructure capex cycle beneficiary maintains execution edge.
News Source: [CG Power](#)

HDFC Bank Leadership Shuffle: Post-Merger Fine-tuning

HDFC Bank announced senior management personnel transitions strategically. Integration synergies realization accelerates digital banking roadmap. Private banking leadership renewal signals growth phase transition.

News Source: [HDFC Bank](#)

Macro/Non-Stock News**Christmas Trading Halt: Single Market Closure in December**

Indian stock exchanges NSE and BSE will remain closed on December 25, 2025, for Christmas celebrations. This marks the only mid-week holiday providing uninterrupted trading for year-end portfolio adjustments. Commodity exchanges MCX and NCDEX also suspend both sessions maintaining market holiday alignment.

News Source: [NSE Holidaysplindia](#)

Fed Rate Cut Sparks Rebound: Nifty Snaps 3-Day Losing Streak

Benchmark indices rallied with Sensex gaining 427 points and Nifty settling near 25,900 post-Fed decision. Auto and metal sectors led recovery amid global risk-on sentiment and US policy dovishness. Domestic markets eye sustained momentum pending corporate earnings season kickoff.

News Source: [Market Highlightseconomictimes](#)

India VIX Eases: Volatility Retreat Signals Consolidation Phase

Market volatility gauge India VIX declined signaling reduced uncertainty after recent spikes. Range-bound trading expected with Gift Nifty cues pointing cautious openings ahead. Investors position for FII flows resumption amid improving global liquidity conditions.

News Source: [VIX Update5paisa](#)

PSU Bank Index Pressure: Sector Rotation Continues

Public sector banking index faced selling pressure amid broader midcap correction earlier. Rate revisions by IOB highlight transmission challenges in deposit mobilization race. PSU lenders balance growth aspirations with regulatory asset quality mandates.

News Source: [Sector Updatemoneycontrol](#)

Realty Sector Volatility: 3.5% Correction Tests Resilience

Real estate stocks witnessed sharp 3.5% sectoral decline amid profit booking waves. Urban housing demand remains robust despite short-term valuation adjustments. RERA compliance and inventory drawdown support medium-term recovery thesis.

News Source: [Realty Selloffmoneycontrol](#)

FII Outflows Persist: Currency Depreciation Adds Pressure

Foreign institutional investors continued net selling amid global yield uncertainties. Rupee depreciation concerns amplify imported inflation pass-through risks. Domestic mutual funds provide counterbalance through systematic SIP inflows.

News Source: [FII Flowsreuters](#)

Midcap Smallcap Drag: Profit Booking Dominates

BSE midcap and smallcap indices declined 1.7-2.2% amid broad-based corrections. High-beta names faced maximum valuation repricing post-rally exhaustion. Earnings delivery becomes critical pivot for segment leadership emergence.

News Source: [Midcap Updatemoneycontrol](#)

Auto Sector Rally: Metal Stocks Join Recovery

Automobile and metals led market rebound with coordinated sectoral rotation. Infrastructure capex revival and EV transition provide twin growth catalysts. Export competitiveness improves amid favorable currency

tailwinds.

News Source: [Sector Rallythehindubusinessline](#)

Gift Nifty Signals: Cautious Openings Expected

Gift Nifty traded flat to negative indicating range-bound domestic openings. Global cues mixed with US Fed commentary and Asian market sentiment pivotal. Domestic traders eye key support levels for intraday directional bias.

News Source: [Gift Niftyangelone](#)

Rupee Hits Lows: Currency Markets Volatile

Indian rupee faced depreciation pressures amid dollar strength revival. Central bank interventions maintain orderly market conditions effectively. Export sectors benefit from competitiveness gains longer-term.

News Source: [Rupee Updatetimesofindia.indiatimes](#)

Telecom Sector Weakness: 2.5% Decline Registered

Telecommunication stocks underperformed with over 2.5% sectoral losses. Spectrum auction outcomes and tariff hike sustainability in focus. 5G rollout capex peak supports consolidation phase valuations.

News Source: [Telecom Sectormoneycontrol](#)

Media Stocks Correction: Profit Taking Continues

Media sector witnessed 2.5% decline amid advertising revenue concerns. Digital platform shift alters traditional revenue monetization models. Content IP creation provides long-term structural growth driver.

News Source: [Media Updatemoneycontrol](#)

Japanese Bond Yields Spike: Carry Trade Unwind Fears

Global markets react to multi-year highs in Japanese government bond yields. Yen carry trade reversal pressures emerging market sentiment broadly. Indian debt markets remain insulated through active RBI management.

News Source: [Global Yieldsmoneycontrol](#)

RBI Policy Aftermath: Market Digests Rate Cut

Post-RBI rate cut optimism fades with profit booking at elevated levels. Monetary transmission gains visibility through lending rate revisions. Inflation trajectory remains pivotal for next policy pivot timing.

News Source: [RBI Impactmoneycontrol](#)

Year-End Positioning: Portfolio Rebalancing Underway

Institutional investors initiate strategic rebalancing ahead of calendar year-end. Sector rotation favors quality largecaps amid smallcap volatility spike. Tax-loss harvesting creates selective buying opportunities systematically.

News Source: [Year-End Strategyplindia](#)

IT Sector Resilience: Selective Gainers Emerge

Technology stocks provided relative stability amid broader market weakness. US client spending revival and deal pipeline conversion key monitorables. AI integration across verticals accelerates services revenue growth.

News Source: [IT Performancemoneycontrol](#)

Domestic Growth Robust: Macro Tailwinds Intact

Strong domestic GDP figures counterbalance global headwinds effectively. Rural economy revival supports FMCG and auto replacement demand cycles. Capex execution gains momentum across infrastructure verticals steadily.

News Source: [Macro Updatemoneycontrol](#)

Earnings Season Looms: Q3 Results Calendar Fills

Corporate India prepares for quarterly performance disclosures starting soon. Margin trajectory and order book visibility become key valuation pivots. Guidance upgrades could catalyze next leg of market uptrend decisively.

News Source: [Earnings Previewbusiness-standard](#)

Global Monetary Concerns: Fed Hawkishness Watched

US Federal Reserve signaling influences emerging market flow dynamics. 2026 policy trajectory clarity pivotal for FII repatriation decisions. Domestic cyclical positioned to weather global liquidity tightening.

News Source: [Fed Impactreuters](#)

For our latest reports and updates, kindly refer to [Ventura Securities Ltd](#)

Disclosures and Disclaimer

Ventura Securities Limited (VSL) is a SEBI registered intermediary offering broking, depository and portfolio management services to clients. VSL is member of BSE, NSE and MCX-SX. VSL is a depository participant of NSDL. VSL states that no disciplinary action whatsoever has been taken by SEBI against it in last five years except administrative warning issued in connection with technical and venial lapses observed while inspection of books of accounts and records. Ventura Commodities Limited, Ventura Guaranty Limited, Ventura Insurance Brokers Limited and Ventura Allied Services Private Limited are associates of VSL. Research Analyst (RA) involved in the preparation of this research report and VSL disclose that neither RA nor VSL nor its associates (i) have any financial interest in the company which is the subject matter of this research report (ii) holds ownership of one percent or more in the securities of subject company (iii) have any material conflict of interest at the time of publication of this research report (iv) have received any compensation from the subject company in the past twelve months (v) have managed or co-managed public offering of securities for the subject company in past twelve months (vi) have received any compensation for investment banking merchant banking or brokerage services from the subject company in the past twelve months (vii) have received any compensation for product or services from the subject company in the past twelve months (viii) have received any compensation or other benefits from the subject company or third party in connection with the research report. RA involved in the preparation of this research report discloses that he / she has not served as an officer, director or employee of the subject company. RA involved in the preparation of this research report and VSL discloses that they have not been engaged in the market making activity for the subject company. Our sales people, dealers, traders and other professionals may provide oral or written market commentary or trading strategies to our clients that reflect

opinions that are contrary to the opinions expressed herein. We may have earlier issued or may issue in future reports on the companies covered herein with recommendations/ information inconsistent or different those made in this report. In reviewing this document, you should be aware that any or all of the foregoing, among other things, may give rise to or potential conflicts of interest. We may rely on information barriers, such as "Chinese Walls" to control the flow of information contained in one or more areas within us, or other areas, units, groups or affiliates of VSL. This report is for information purposes only and this document/material should not be construed as an offer to sell or the solicitation of an offer to buy, purchase or subscribe to any securities, and neither this document nor anything contained herein shall form the basis of or be relied upon in connection with any contract or commitment whatsoever. This document does not solicit any action based on the material contained herein. It is for the general information of the clients / prospective clients of VSL. VSL will not treat recipients as clients by virtue of their receiving this report. It does not constitute a personal recommendation or take into account the particular investment objectives, financial situations, or needs of clients / prospective clients. Similarly, this document does not have regard to the specific investment objectives, financial situation/circumstances and the particular needs of any specific person who may receive this document. The securities discussed in this report may not be suitable for all investors. The appropriateness of a particular investment or strategy will depend on an investor's individual circumstances and objectives. Persons who may receive this document should consider and independently evaluate whether it is suitable for his/ her/their particular circumstances and, if necessary, seek professional/financial advice. And such person shall be responsible for conducting his/her/their own investigation and analysis of the information contained or referred to in this document and of evaluating the merits and risks involved in the securities forming the subject matter of this document. The projections and forecasts described in this report were based upon a number of estimates and assumptions and are inherently subject to significant uncertainties and contingencies. Projections and forecasts are necessarily speculative in nature, and it can be expected that one or more of the estimates on which the projections and forecasts were based will not materialize or will vary significantly from actual results, and such variances will likely increase over time. All projections and forecasts described in this report have been prepared solely by the authors of this report independently of the Company. These projections and forecasts were not prepared with a view toward compliance with published guidelines or generally accepted accounting principles. No independent accountants have expressed an opinion or any other form of assurance on these projections or forecasts. You should not regard the inclusion of the projections and forecasts described herein as a representation or warranty by VSL, its associates, the authors of this report or any other person that these projections or forecasts or their underlying assumptions will be achieved. For these reasons, you should only consider the projections and forecasts described in this report after carefully evaluating all of the information in this report, including the assumptions underlying such projections and forecasts. The price and value of the investments referred to in this document/material and the income from them may go down as well as up, and investors may realize losses on any investments. Past performance is not a guide for future performance. Future returns are not guaranteed and a loss of original capital may occur. Actual results may differ materially from those set forth in projections. Forward-looking statements are not predictions and may be subject to change without notice. We do not provide tax advice to our clients, and all investors are strongly advised to consult regarding any potential investment. VSL, the RA involved in the preparation of this research report and its associates accept no liabilities for any loss or damage of any kind arising out of the use of this report. This report/document has been prepared by VSL, based upon information available to the public and sources, believed to be reliable. No representation or warranty, express or implied is made that it is accurate or complete. VSL has reviewed the report and, in so far as it includes current or historical information, it is believed to be reliable, although its accuracy and completeness cannot be guaranteed. The opinions expressed in this document/material are subject to change without notice and have no obligation to tell you when opinions or information in this report change. This report or recommendations or information contained herein do/does not constitute or purport to constitute investment advice in publicly accessible media and should not be reproduced, transmitted or published by the recipient. The report is for the use and consumption of the recipient only. This publication may not be distributed to the public used by the public media without the express written consent of VSL. This report or any portion hereof may not be printed, sold or distributed without the written consent of VSL. This document does not constitute an offer or invitation to subscribe for or purchase or deal in any securities and neither this document nor anything contained herein shall form the basis of any contract or commitment whatsoever. This document is strictly confidential and is being furnished to you solely for your information, may not be distributed to the press or other media and may not be reproduced or redistributed to any other person. The opinions and projections expressed herein are entirely those of the author and are given as part of the normal research activity of VSL and are given as of this date and are subject to change without notice. Any opinion estimate or projection herein constitutes a view as of the date of this report and there can be no assurance that future results or events will be consistent with any such opinions, estimate or projection. This document has not been prepared by or in conjunction with or on behalf of or at the instigation of, or by arrangement with the company or any of its directors or any other person. Information in this document must not be relied upon as having been authorized or approved by the company or its directors or any other person. Any opinions and projections contained herein are entirely those of the authors. None of the company or its directors or any other person accepts any liability whatsoever for any loss arising from any use of this document or its contents or otherwise arising in connection therewith. The information contained herein is not intended for publication or distribution or circulation in any manner whatsoever and any unauthorized reading, dissemination, distribution or copying of this communication is prohibited unless otherwise expressly authorized. Please ensure that you have read "Risk Disclosure Document for Capital Market and Derivatives Segments" as prescribed by Securities and Exchange Board of India before investing in Securities Market.